

Features

- Pure sine wave output (THD < 2.5%) to operate
- Intelligent software for power management
- Loading and temperature controlled cooling fan
- Remote management and control
- Turbo Mode Continuous 120% O/P Power
- RS-232 communication
- Dry contact terminal
- Efficiency Max. 94%
- ECO Mode stand by < 1W
- Advanced Protection Features
 - Input over/under voltage protection
 - Internal over temperature protection
 - Input reverse polarity protection (AUTO - RECOVERY)
 - Output overload protection
 - Output short circuit protection



Model		ASP-3000					
Output	Rated Power	3000W					
	Surge Power	6000W					
	Turbo Mode Power	3600W*					
	Output voltage range (AC)	100V / 110V / 115V /120V ± 3%*			200V / 220V / 230V /240V ± 3%*		
	Crest factor at nominal power	>3					
	Efficiency (Max.)	91%	92%	93%	92%	93%	94%
	Frequency range	50 / 60 Hz *					
	Frequency accuracy	± 0.03%					
	THDv (resistive load)	≤ 2.5%**					
Input	Nominal voltage (DC)	12V	24V	48V	12V	24V	48V
	Voltage range (DC)	10-17.2V	20-34.4V	40-68.8V	10-17.2V	20-34.4V	40-68.8V
	No Load Current	<2.8A@12V	<1.5A@24V	<0.7A@48V	<2.8A@12V	<1.5A@24V	<0.7A@48V
	ECO Mode	<1W*	<1W*	<1W*	<1W*	<1W*	<1W*
	FUSE	35A X 12	20A X 12	25A X 4	35A X 12	20A X 12	25A X 4
Signal & Control	Display	Synoptic LED					
	Supervision	Use optional devices					
	Failure Indication	LED & Buzzer alarm & Dry Contacts					
Protection	DC Input protection	Over / Under Voltage, Reverse Polarity					
	Output protection	Short-Circuit, Overload, Over Temperature					
Environment	Operating Temperature	- 20 ~ 60 °C***					
	Storage Temperature	- 30 ~ 70 °C					
	Relative humidity	95% , non condensing					
Safety & EMC	Safety Standards	Meet UL458 ****			Meet EN62368		
	EMC Standards	Certified FCC Part 15 Class B			Certified CE EN 55032:2015/AC:2016 Class B EN 61000-3-2:2014 EN 61000-3-3:2013 EN 55024:2010/A1:2015		
	E-mark	-			Certified CISPR 25; ISO 7637-2		
Weight & Dimensions	Dimension (WxHxD)	222mm X 88.9mm X 455mm					
	Weight	6.2KG					

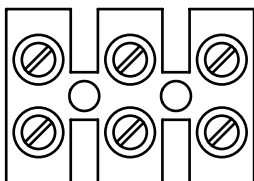
NOTE

* Dip Switch Selectable
 ** Nominal voltage * 1.15 @110V/230V Rated Power

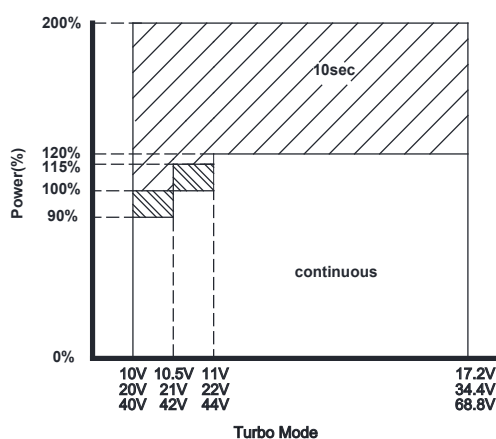
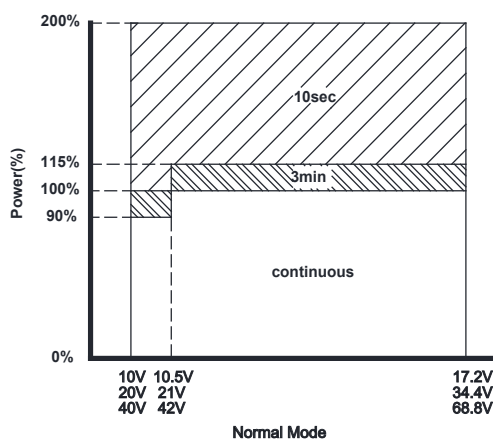
Derating begin 40°C to 60°C
 GFCI Receptacles

■ Output Socket

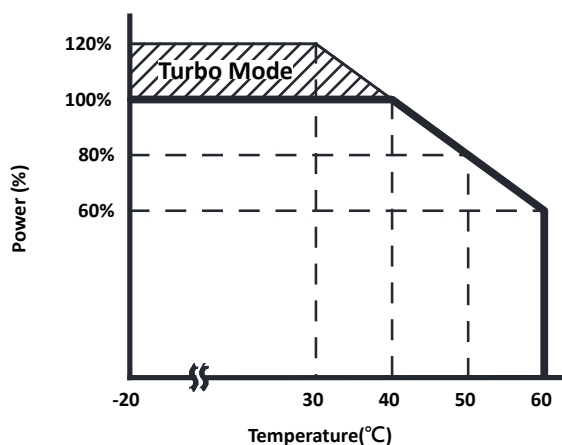
Hard Wire System



■ Output Power and Input Voltage Curve



■ Output Power and Temperature Curve



■ Mechanical Drawings:

Unit : mm [inch]

